dryfit A 400

The 10-year battery for applications from telecoms to industry.

Sonnenschein

dryfit A 400

Safety for telecommunications and much

dryfit A 400 batteries from Sonnenschein is the premium range of completely maintenance-free block battery systems – and especially reliable and versatile in use. They provide an optimum response to the user's needs – irrespective of whether telecommunications, industrial or safety applications are involved.

In telecommunications dryfit A 400 batteries are an indispensable component for the maintenance of reliable communications. The batteries ensure that connections from the local network to the end-subscriber function properly even during network faults. With mobile-radio networks they buffer the transmitting and receiving stations.

Telecommunications transmitter



Switching in protective equipment



Safety lighting in underground car parks

more

In industry the batteries help to ensure that certain functions in the power network are retained or switched in when a supply fault occurs. Normally, control centres then initiate the movement of predefined valves, slides and regulators, etc. using battery power.

Another application where batteries are indispensable is in buildings and at places where people congregate in large numbers. These include airports, metro stations, underground car parks, cinemas, local authority offices, hospitals and sports arenas. When a power failure occurs at such places, safety lighting with a minimum level of illumination must be guaranteed for the visitors and the escape routes indicated. The safety lighting is provided using battery operated units.

Anyone requiring comprehensive protection in these and other areas must be able to rely on the battery system being used. The dryfit A 400 Series gives you this protection. These batteries are reliable in operation and are proving their performance capabilities in thousands of applications daily. Have a word with the experts from Sonnenschein about your profile of requirements. They will be pleased to advise you.

Industrial telecontrol systems

dryfit A 400:

Top technology from Sonnenschein – operating in countless applications every

Telecommunications stations

dryfit A 400 batteries are sealed, rechargeable lead-acid batteries in which the usually liquid electrolyte is fixed in gel. It is this gel technology developed by Sonnenschein which provides the batteries with their complete freedom from maintenance. So there are no costs for maintenance, topping up and inspection. Expensive, separate battery rooms with their associated fittings are no longer required. dryfit batteries can also be charged where they are sited. In comparison to conventional batteries with liquid electrolyte the operating costs are reduced by up to 30%.

dryfit A 400 batteries are not only impressive with regard to their economy and ease of handling. They are also extremely low gassing, very rugged and long-lasting – the service life is 10 years. More than twelve years of field experience ensure the highest possible reliability and operational dependability. Due to their low self-discharge dryfit A 400 batteries are still ready for operation even after lengthy storage



day.

periods of up to two years without recharging.

Internationally, dryfit batteries are recognised as an environmentally friendly battery system. Right at the battery development stage consideration is given to the environment with the selection of environmentally compatible materials. Our own environmental management inspects the production sites using stricter specifications than are required by law. Another environmental plus point: At the end of the battery's service life Sonnenschein guarantees its acceptance and disposal. The lead, plastic and acid are completely recycled.

dryfit A 400 batteries are available in a finely graduated power range with capacities from 5.5 – 180 Ah.

Make use of the advantages offered to you by the internationally successful dryfit technology. Up to the present time dryfit's established technological lead has not been matched by any other system.

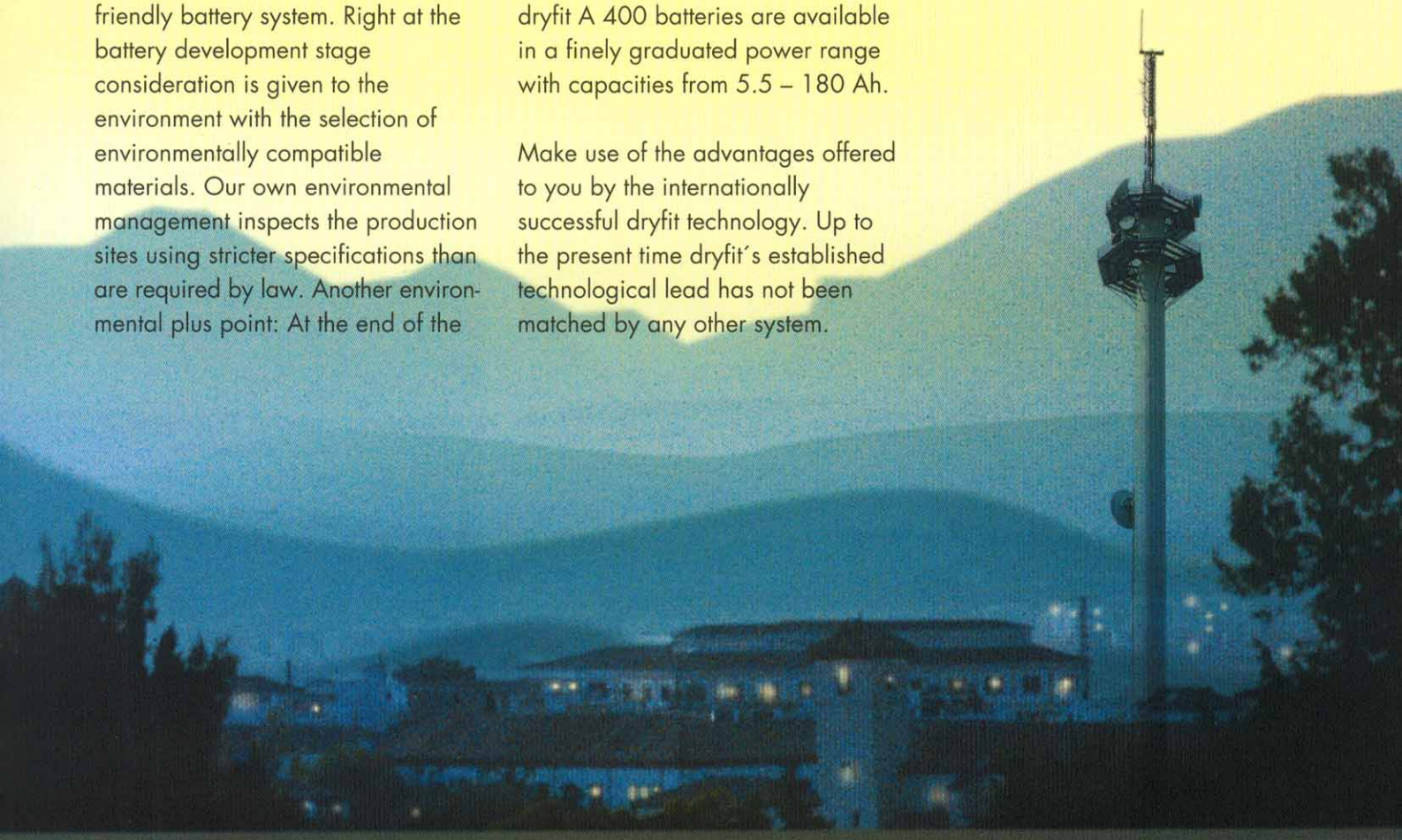

Security lighting for airports

Safety lighting for theatres

dryfit A 400:
Overview of technical data

Telecommunications transmitter

dryfit A 400

Completely maintenance-free, sealed VRLA batteries (Valve Regulated Lead Acid) in dryfit technology. dryfit A 400 batteries can be used in a wide range of applications in the fields of telecommunications, power generation and distribution, telecontrol and traffic engineering, safety power supplies, data systems engineering, alarm signalling and safety lighting.

Completely maintenance-free

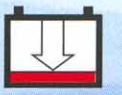
Proof against deep discharge

Low gassing

Recyclable

Grid plates

Block battery

Nominal capacity 5.5 - 180 Ah

Service life: 10 years

Connection types:

G terminal

A terminal

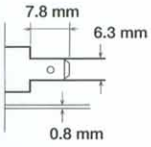

SR terminal

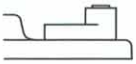
F terminal

Type No.	Type	Nom. voltage Volt	Nom. capacity (C 10) 1.80 VPC Ah	Dis-charge current (I 10) A	Max. load *) A	Max. per-missible current over 5 sec.*) app. A	Weight in kg	Length max. in mm	Width max. in mm	Height to top of cover in mm	Greatest height over contacts/ cover max. in mm	Terminals
09 1 90835 00	A 406/165.0 A	6	165.0	16,5	770	2600	31.0	244.0	190.0	253.0	275.0	Tapered terminal ***)
07 1 94436 00	A 412/5.5 SR	12	5.5	0,55	80	300	2.5	152.0	65.5	94.5	98.4	Faston connections 6.3 mm
07 1 94530 00	A 412/8.5 SR	12	8.5	0,85	80	300	3.6	152.0	98.0	94.5	98.4	Faston connections 6.3 mm
07 1 94560 00	A 412/12.0 SR	12	12.0	1,2	100	350	5.6	181.0	76.0	152.0	156.4	Faston connections 6.3 mm
09 1 90604 00	A 412/20.0 G5	12	20.0	2,0	200	800	7.7	176.0	167.0	126.0	126.0	Screw connections 5 mm
09 1 94632 00	A 412/32.0 G6	12	32,0	3,2	400	1500	15,0	210,0	175,0	175,0	175,0	Screw connections 6 mm
09 1 90635 00	A 412/50.0 A	12	50.0	5,0	440	1500	20.1	306.0	175.0	190.0	190.0	Tapered terminal ***)
09 1 90637 00	A 412/50.0 AS**)	12	50.0	5,0	440	1500	20.1	281.0	175.0	190.0	190.0	Tapered terminal ***)
09 1 90639 00	A 412/50.0 G6S**)	12	50.0	5,0	440	1500	20.1	281.0	175.0	190.0	190.0	Screw connections 6 mm
09 1 90702 00	A 412/65.0 G6	12	65.0	6,5	440	1500	24.6	381.0	175.0	190.0	190.0	Screw connections 6 mm
09 1 90735 00	A 412/85.0 F10	12	85.0	8,5	770	2600	32,0	204.0	244.0	250.0	275.0	M10 threaded female insert
09 1 90750 00	A 412/90.0 A	12	90,0	9,0	770	2600	37.0	284,0	267,0	208,0	230,0	Tapered terminal ***)
09 1 90752 00	A 412/100.0 A	12	100.0	10,0	770	2600	40.0	513.0	189.0	195.0	223.0	Tapered terminal ***)
09 1 90765 00	A 412/120.0 A	12	120.0	12,0	770	2600	49.0	513.0	223.0	195.0	223.0	Tapered terminal ***)
09 1 90815 00	A 412/180.0 A	12	180.0	18,0	770	2600	70.0	518.0	291.0	216.0	242.0	Tapered terminal ***)

*) Only with appropriate counter contact. For installation, storage, transport and environmental conditions, please request the A 400 Operating Manual.
**) Box without holding strip.
***) post to DIN EN 60 095 Part 2

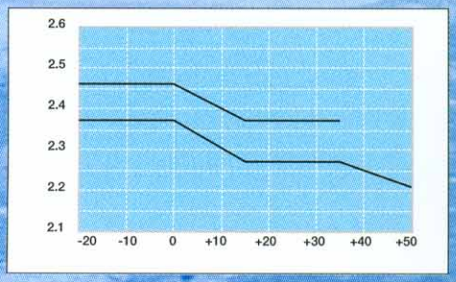

For charging 2.27 V/cell at 20 °C is recommended. The charging voltage must be compensated according to the curve for continuously different battery ambient temperature.

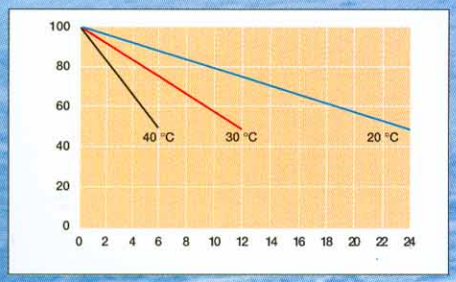

Self-discharge in relation to the storage temperature.

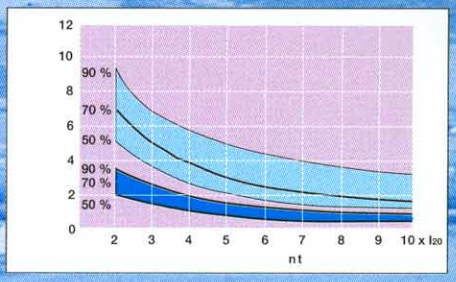

Recharging time in dependence of charging current (guide values) for up to 50, 70 and 90% of capacity at 20 °C and with a charging voltage of 2,27 V/cell.

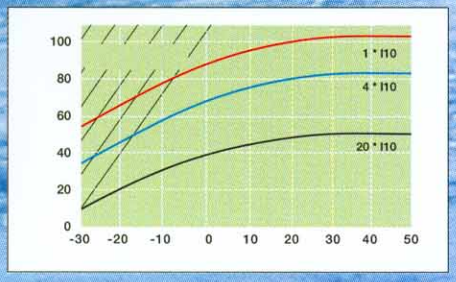

Extracted capacity in relation to the temperature.

dryfit A 400:

Project design data, constant-current discharge

1.85 Volt/cell – discharge in amps								
Type	10'	30'	1 h	3 h	5 h	8 h	10 h	20 h
A 406/165.0 A	163.0	115.0	82.0	41.0	27.0	18.1	15.9	8.3
A 412/5.5 SR	8.34	4.85	3.01	1.45	0.96	0.65	0.53	0.3
A 412/8.5 SR	11.7	6.86	4.28	2.07	1.40	0.96	0.82	0.44
A 412/12.0 SR	14.9	8.9	5.45	2.51	1.74	1.24	1.12	0.58
A 412/20.0 G5	25.5	16.7	11.13	4.72	3.16	2.13	1.85	0.9
A 412/32.0 G6	43.3	27.6	17.2	8.1	5.4	3.7	3.03	1.6
A 412/50.0 A	67.6	42.0	27.7	12.8	8.51	5.72	4.8	2.6
A 412/50.0 AS	67.6	42.0	27.7	12.8	8.51	5.72	4.8	2.6
A 412/50.0 G6S	67.6	42.0	27.7	12.8	8.51	5.72	4.8	2.6
A 412/65.0 G6	76.8	48.3	36.2	15.9	10.88	7.32	6.2	3.2
A 412/85.0 F10	103.0	70.7	45.0	21.3	14.1	9.6	8.2	4.3
A 412/90.0 A	116.9	71.5	45.7	22.8	14.8	10.4	8.9	4.7
A 412/100.0 A	123.9	71.8	46.1	23.5	15.2	10.8	9.6	5.0
A 412/120.0 A	137.6	94.8	61.5	27.5	18.9	13.0	11.3	5.9
A 412/180.0 A	193.0	130.0	84.0	42.6	28.6	19.2	16.5	8.8

1.80 Volt/cell – discharge in amps								
Type	10'	30'	1 h	3 h	5 h	8 h	10 h	20 h
A 406/165.0 A	211.0	132.0	88.0	43.1	28.2	18.8	16.5	8.6
A 412/5.5 SR	9.3	5.13	3.19	1.51	1.0	0.67	0.55	0.31
A 412/8.5 SR	13.5	7.39	4.51	2.14	1.44	0.99	0.85	0.45
A 412/12.0 SR	17.8	9.7	6.21	2.75	1.88	1.32	1.20	0.62
A 412/20.0 G5	27.4	17.6	11.72	4.89	3.25	2.2	2.0	1.0
A 412/32.0 G6	51.0	29.7	18.6	8.6	5.7	3.9	3.2	1.7
A 412/50.0 A	80.9	46.4	29.4	13.3	8.78	5.89	5.0	2.6
A 412/50.0 AS	80.9	46.4	29.4	13.3	8.78	5.89	5.0	2.6
A 412/50.0 G6S	80.9	46.4	29.4	13.3	8.78	5.89	5.0	2.6
A 412/65.0 G6	95.4	52.4	39.1	16.7	11.26	7.59	6.5	3.2
A 412/85.0 F10	124.7	75.3	48.6	22.3	14.7	10.0	8.5	4.3
A 412/90.0 A	141.8	79.2	49.7	23.5	15.5	10.8	9.0	4.7
A 412/100.0 A	150.4	81.1	50.3	24.1	15.9	11.3	10.0	5.2
A 412/120.0 A	155.1	102.4	66.7	28.7	19.4	13.2	12.0	5.9
A 412/180.0 A	235.0	144.0	90.0	44.7	29.7	19.9	18.0	8.8

1.75 Volt/cell – discharge in amps								
Type	10'	30'	1 h	3 h	5 h	8 h	10 h	20 h
A 406/165.0 A	246.0	143.0	92.0	43.7	28.6	19.1	16.5	8.6
A 412/5.5 SR	9.78	5.35	3.29	1.54	1.02	0.68	0.55	0.31
A 412/8.5 SR	14.6	7.55	4.63	2.17	1.45	1.0	0.85	0.45
A 412/12.0 SR	19.6	10.0	6.62	2.88	1.95	1.36	1.2	0.62
A 412/20.0 G5	33.9	18.4	12.02	4.97	3.29	2.22	2.0	1.0
A 412/32.0 G6	57.0	30.8	19.4	8.8	5.8	3.9	3.2	1.7
A 412/50.0 A	89.6	47.9	30.4	13.5	8.89	5.95	5.0	2.6
A 412/50.0 AS	89.6	47.9	30.4	13.5	8.89	5.95	5.0	2.6
A 412/50.0 G6S	89.6	47.9	30.4	13.5	8.89	5.95	5.0	2.6
A 412/65.0 G6	106.6	55.5	40.6	17.1	11.43	7.68	6.5	3.2
A 412/85.0 F10	139.9	79.2	50.6	22.7	14.9	10.0	8.5	4.3
A 412/90.0 A	153.6	84.0	51.8	24.1	15.8	11.0	9.0	4.7
A 412/100.0 A	160.4	86.5	52.4	24.8	16.3	11.4	10.0	5.2
A 412/120.0 A	173.7	106.4	68.8	29.1	19.5	13.2	12.0	5.9
A 412/180.0 A	266.0	152.0	94.0	45.6	30.2	20.2	18.0	8.8

1.70 Volt/cell – discharge in amps								
Type	10'	30'	1 h	3 h	5 h	8 h	10 h	20 h
A 406/165.0 A	273.0	152.0	94.0	44.0	28.7	19.1	16.5	8.6
A 412/5.5 SR	10.26	5.49	3.36	1.56	1.03	0.68	0.55	0.31
A 412/8.5 SR	15.1	7.63	4.69	2.19	1.46	1.0	0.85	0.45
A 412/12.0 SR	21.0	10.3	6.77	2.92	1.97	1.36	1.20	0.62
A 412/20.0 G5	38.0	18.8	12.15	5.0	3.31	2.22	2.0	1.0
A 412/32.0 G6	61.1	31.9	19.8	8.9	5.8	3.9	3.2	1.7
A 412/50.0 A	93.9	49.3	30.8	13.6	8.92	5.95	5.0	2.6
A 412/50.0 AS	93.9	49.3	30.8	13.6	8.92	5.95	5.0	2.6
A 412/50.0 G6S	93.9	49.3	30.8	13.6	8.92	5.95	5.0	2.6
A 412/65.0 G6	110.9	56.6	41.4	17.3	11.48	7.68	6.5	3.2
A 412/85.0 F10	150.7	82.3	51.7	22.8	14.9	10.0	8.5	4.3
A 412/90.0 A	164.1	86.9	52.7	24.3	16.3	11.0	9.0	4.7
A 412/100.0 A	170.8	89.2	53.2	25.1	17.0	11.4	10.0	5.2
A 412/120.0 A	200.1	108.7	70.0	29.3	19.6	13.2	12.0	5.9
A 412/180.0 A	287.0	156.0	95.0	46.0	30.4	20.2	18.0	8.8

1.65 Volt/cell – discharge in amps								
Type	10'	30'	1 h	3 h	5 h	8 h	10 h	20 h
A 406/165.0 A	301.0	157.0	95.0	43.9	28.7	19.1	16.5	8.6
A 412/5.5 SR	10.67	5.58	3.4	1.57	1.03	0.68	0.55	0.31
A 412/8.5 SR	15.6	7.71	4.74	2.19	1.46	1.0	0.85	0.45
A 412/12.0 SR	21.8	10.6	6.81	2.92	1.97	1.36	1.2	0.62
A 412/20.0 G5	40.3	19.1	12.23	5.02	3.31	2.22	2.0	1.0
A 412/32.0 G6	64.8	32.6	20.0	8.9	5.8	3.9	3.2	1.7
A 412/50.0 A	97.8	50.1	31.0	13.6	8.92	5.95	5.0	2.6
A 412/50.0 AS	97.8	50.1	31.0	13.6	8.92	5.95	5.0	2.6
A 412/50.0 G6S	97.8	50.1	31.0	13.6	8.92	5.95	5.0	2.6
A 412/65.0 G6	114.1	57.4	41.7	17.3	11.48	7.68	6.5	3.2
A 412/85.0 F10	159.0	84.2	52.2	22.8	14.9	10.0	8.5	4.3
A 412/90.0 A	171.9	88.4	53.3	24.5	16.3	11.0	9.0	4.7
A 412/100.0 A	178.4	90.5	53.8	25.3	17.0	11.4	10.0	5.2
A 412/120.0 A	217.0	110.6	70.6	29.4	19.6	13.2	12.0	5.9
A 412/180.0 A	305.0	159.0	96.0	46.0	30.4	20.2	18.0	8.8

1.60 Volt/cell – discharge in amps								
Type	10'	30'	1 h	3 h	5 h	8 h	10 h	20 h
A 406/165.0 A	318.0	160.0	96.0	44.0	28.7	19.1	16.5	8.6
A 412/5.5 SR	10.95	5.65	3.43	1.57	1.03	0.68	0.55	0.31
A 412/8.5 SR	16.0	7.79	4.77	2.19	1.46	1.0	0.85	0.45
A 412/12.0 SR	22.6	10.9	6.83	2.93	1.97	1.36	1.2	0.62
A 412/20.0 G5	41.7	19.3	12.26	5.02	3.31	2.22	2.0	1.0
A 412/32.0 G6	67.5	33.1	20.2	8.9	5.8	3.9	3.2	1.7
A 412/50.0 A	101.0	50.6	31.2	13.6	8.92	5.95	5.0	2.6
A 412/50.0 AS	101.0	50.6	31.2	13.6	8.92	5.95	5.0	2.6
A 412/50.0 G6S	101.0	50.6	31.2	13.6	8.92	5.95	5.0	2.6
A 412/65.0 G6	116.3	57.9	41.9	17.3	11.48	7.68	6.5	3.2
A 412/85.0 F10	166.2	85.3	52.4	22.8	14.9	10.0	8.5	4.3
A 412/90.0 A	177.4	89.3	53.6	24.5	16.3	11.0	9.0	4.7
A 412/100.0 A	183.1	91.3	54.2	25.4	17.0	11.4	10.0	5.2
A 412/120.0 A	228.5	111.8	70.9	29.5	19.6	13.2	12.0	5.9
A 412/180.0 A	322.0	162.0	96.0	46.1	30.4	20.2	18.0	8.8

All data has been measured including the block connections (12 V or 6 V blocks), but without connections to the loads. These values are measured averages at 20°C and may change depending on the application or ambient temperature.

Technical modifications resulting from further development and product improvements are reserved.

dryfit A 400:

Project design data, constant-power discharge

1.85 Volt/cell – discharge in watts								
Type	3'	5'	10'	15'	20'	30'	45'	1 h
A 406/165.0 A	1263	1171	1005	875	798	690	543	459
A 412/5.5 SR	141	120	95	80	69	58	44	36
A 412/8.5 SR	201	176	141	117	102	84	65	54
A 412/12.0 SR	239	219	185	157	141	115	89	75
A 412/20.0 G5	414	378	302	257	229	195	151	126
A 412/32.0 G6	634	580	483	414	366	304	234	194
A 412/50.0 A	1075	1002	876	785	699	590	458	376
A 412/50.0 AS	1075	1002	876	785	699	590	458	376
A 412/50.0 G6S	1075	1002	876	785	699	590	458	376
A 412/65.0 G6	1342	1221	1025	867	759	635	482	396
A 412/85.0 F10	1275	1230	1071	953	865	761	592	495
A 412/90.0 A	1620	1493	1243	1080	987	828	647	543
A 412/100.0 A	1792	1625	1329	1144	1048	861	674	567
A 412/120.0 A	2254	1964	1575	1385	1272	1109	914	745
A 412/180.0 A	3324	3112	2679	2284	2011	1563	1215	1016

1.80 Volt/cell – discharge in watts								
Type	3'	5'	10'	15'	20'	30'	45'	1 h
A 406/165.0 A	1548	1414	1184	1020	901	769	596	494
A 412/5.5 SR	161	140	106	88	74	62	47	38
A 412/8.5 SR	232	204	156	130	111	90	69	56
A 412/12.0 SR	292	258	208	177	153	125	96	79
A 412/20.0 G5	521	467	359	292	252	208	160	131
A 412/32.0 G6	764	677	562	468	403	332	252	207
A 412/50.0 A	1269	1135	969	862	770	626	493	400
A 412/50.0 AS	1269	1135	969	862	770	626	493	400
A 412/50.0 G6S	1269	1135	969	862	770	626	493	400
A 412/65.0 G6	1601	1430	1158	977	834	690	516	420
A 412/85.0 F10	1573	1463	1276	1082	960	804	637	527
A 412/90.0 A	1848	1706	1395	1185	1062	891	692	574
A 412/100.0 A	1986	1828	1454	1236	1112	935	719	597
A 412/120.0 A	2668	2286	1769	1496	1346	1146	971	802
A 412/180.0 A	3898	3559	3012	2595	2241	1756	1339	1105

1.75 Volt/cell – discharge in watts								
Type	3'	5'	10'	15'	20'	30'	45'	1 h
A 406/165.0 A	1781	1629	1356	1146	981	797	623	512
A 412/5.5 SR	178	155	114	93	78	63	49	40
A 412/8.5 SR	259	226	171	138	116	94	71	58
A 412/12.0 SR	331	296	233	193	164	131	99	81
A 412/20.0 G5	596	518	398	315	267	213	164	135
A 412/32.0 G6	881	776	613	509	431	350	263	215
A 412/50.0 A	1480	1293	1032	923	819	653	511	413
A 412/50.0 AS	1480	1293	1032	932	819	653	511	413
A 412/50.0 G6S	1480	1293	1032	932	819	653	511	413
A 412/65.0 G6	1830	1620	1268	1054	886	714	534	432
A 412/85.0 F10	1826	1674	1421	1200	1034	838	664	545
A 412/90.0 A	2185	1984	1564	1299	1128	927	716	590
A 412/100.0 A	2364	2139	1636	1348	1176	972	742	613
A 412/120.0 A	3084	2593	1940	1610	1387	1176	997	829
A 412/180.0 A	4307	3950	3316	2821	2399	1876	1414	1157

1.70 Volt/cell – discharge in watts								
Type	3'	5'	10'	15'	20'	30'	45'	1 h
A 406/165.0 A	1913	1778	1455	1230	1036	814	637	522
A 412/5.5 SR	194	163	119	97	81	64	50	40
A 412/8.5 SR	283	246	178	143	120	95	72	58
A 412/12.0 SR	366	323	247	203	170	135	101	82
A 412/20.0 G5	657	555	424	331	277	216	166	136
A 412/32.0 G6	990	861	639	537	450	358	269	219
A 412/50.0 A	1584	1406	1079	956	849	669	520	419
A 412/50.0 AS	1548	1406	1079	956	849	669	520	419
A 412/50.0 G6S	1548	1406	1079	956	849	669	520	419
A 412/65.0 G6	2009	1762	1323	1100	916	723	541	437
A 412/85.0 F10	1987	1837	1510	1276	1084	862	679	554
A 412/90.0 A	2398	2177	1670	1368	1172	945	727	598
A 412/100.0 A	2604	2347	1749	1414	1216	987	752	620
A 412/120.0 A	3501	2938	2090	1699	1441	1195	1008	840
A 412/180.0 A	4742	4298	3477	2976	2503	1945	1455	1185

1.65 Volt/cell – discharge in watts								
Type	3'	5'	10'	15'	20'	30'	45'	1 h
A 406/165.0 A	2055	1879	1527	1278	1067	828	643	525
A 412/5.5 SR	208	169	123	99	82	65	51	41
A 412/8.5 SR	306	258	183	146	122	96	72	59
A 412/12.0 SR	399	348	255	209	174	136	102	83
A 412/20.0 G5	701	583	439	339	282	218	167	136
A 412/32.0 G6	1069	916	667	554	462	362	273	221
A 412/50.0 A	1747	1480	1120	991	866	677	524	422
A 412/50.0 AS	1747	1480	1120	991	866	677	524	422
A 412/50.0 G6S	1747	1480	1120	991	866	677	524	422
A 412/65.0 G6	2214	1874	1371	1125	932	727	545	439
A 412/85.0 F10	2139	1963	1569	1326	1116	876	686	559
A 412/90.0 A	2598	2305	1744	1415	1200	954	732	601
A 412/100.0 A	2827	2475	1831	1459	1242	993	756	623
A 412/120.0 A	3798	3170	2194	1757	1474	1205	1012	845
A 412/180.0 A	5099	4628	3589	3074	2565	1978	1475	1198

1.60 Volt/cell – discharge in watts								
Type	3'	5'	10'	15'	20'	30'	45'	1 h
A 406/165.0 A	2202	1987	1588	1308	1086	836	646	527
A 412/5.5 SR	220	175	125	100	83	65	51	41
A 412/8.5 SR	325	267	187	148	123	97	72	59
A 412/12.0 SR	424	358	263	213	176	137	102	83
A 412/20.0 G5	760	610	447	343	285	219	168	136
A 412/32.0 G6	1143	952	687	565	469	366	276	223
A 412/50.0 A	1989	1583	1151	1001	875	682	526	423
A 412/50.0 AS	1989	1583	1151	1001	875	682	526	423
A 412/50.0 G6S	1989	1583	1151	1001	875	682	526	423
A 412/65.0 G6	2402	1962	1400	1137	940	729	547	440
A 412/85.0 F10	2280	2058	1609	1357	1136	885	690	562
A 412/90.0 A	2755	2398	1793	1444	1217	961	736	604
A 412/100.0 A	2992	2567	1885	1488	1258	999	759	625
A 412/120.0 A	3942	3330	2260	1791	1494	1210	1014	847
A 412/180.0 A	5395	4832	3701	3130	2599	1994	1484	1204

All data has been measured including the block connections (12 V or 6 V blocks), but without connections to the loads. These values are measured averages at 20°C which may change depending on the application or ambient temperature.

Technical modifications resulting from further development and product improvements are reserved.

Exide Technologies
14 Gunnels Wood Park
Stevenage
Hertfordshire
SG1 2BH

T: 01438 359090
F: 01438 727684
E: sales@exidenetworkpower.co.uk
W: www.exidenetworkpower.co.uk